

Eisenberg Art at Home!







Hello Eisenberg Artists! I miss seeing you in person but I have put together a list of activities for you to be creative every day! I will share a new theme of activities every week that can be completed on-line or with materials you have at home. You can click on the underlined words which will take you to a video or website with more info. ALSO, you can check out my [website](#), [Instagram](#) or [Facebook](#) page for other fun art stuff! All of the resources will remain here for you to work at your own pace. I'll be on Zoom to meet with you, check Schoology for the link!

Buildings, Places, Landscapes

Week 3 - April 20th ⇒ 24th

Landscapes are pictures of outdoor places. Buildings are designed by architects.

Learn how to show space in your landscape with the [Virtual Art Instructor](#). Have you met [ROY G BV?](#) Pop culture icon painter Bob Ross painted landscapes, follow along or just enjoy the process- [watch here](#). Listen to Peter H. Reynold's book [Sky Color read aloud](#) by Mrs. Rosenthal!

Create it! - Online Only	Activities - Create It!	Activities - Create it! Part 2
<p>Draw a picture! https://sketch.io/sketchpad/</p>	<p>Twigs? Takis? Make your own art materials from things around your home!</p>	<p>Build a Lego House</p>
<p>Draw a picture! https://www.autodraw.com/</p>	 <p>Clothes Rainbow</p>	 <p>Collage (with or without glue)</p>
<p>What do you see outside? Take a picture with your chromebook watch this video</p>	 <p>Cereal Box City</p>	 <p>Make a 3D city landscape</p>
<p>Draw a landscape picture! Animah's World</p>	 <p>Arrange found objects to make a picture</p>	 <p>Paint a landscape</p>

I'd love to see what you make - take a picture and share it with me! To learn how to take a picture on your chromebook [watch this video](#). With love, Mrs. Rosenthal