

Eisenberg Art at Home!

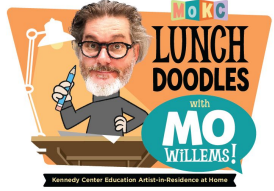


Hello Eisenberg Artists! I miss seeing you in person but I have put together a list of activities for you to be creative every day! I will share a new theme of activities every week that can be completed on-line or with materials you have at home. You can click on the underlined words which will take you to a video or website with more info. ALSO, you can check out my [website](#), [Instagram](#) or [Facebook](#) page for other fun art stuff! All of the resources will remain here for you to work at your own pace. I'll be on Zoom to meet with you, check Schoology for the link!

Creatures in the Water

Week 8 - May 26th ⇒ 28th

Creatures great and small are fun to draw!

When you are drawing, think about what kind of shapes you could use to create the image. What kind of shape is the head of the creature - oval? circle? triangle? What kind of shape is the body similar to? Listen to the story "The Rainbow Fish" written by Marcus Pfister <https://youtu.be/F7nYp5OPsIo>

Create it! - Online Only	Activities - Create It!	Activities - Create it! Part 2
<p>Draw a masterpiece! https://sketch.io/sketchpad/</p>	<p>Twigs? Takis? Make your own art materials from things around your home!</p>	 <p>Lunch Doodles with Mo Willems</p>
<p>Draw a masterpiece! https://www.autodraw.com/</p>	 <p>Fish Plate faces</p>	 <p>Ocean drawing scratch art</p>
 <p>Online Coloring Pages</p>	 <p>Puffer Fish Fork Painting http://www.amorecraftylife.com/un-ocean-kid-crafts-ocean-theme/ Kinetic Sculptures</p>	 <p>Rainbow Fish Celery Stamping https://www.craftymorning.com/celery-stamping-rainbow-fish-craft-for-kids/</p>

I'd love to see what you make - take a picture and share it with me! To learn how to take a picture on your chromebook [watch this video](#). With love, Mrs. Rosenthal